MINIMUM DISCLOSURE DOCUMENT | 30 SEPTEMBER 2026

EDGE FR CAUTIOUS FUND OF FUNDS (A)

INVESTMENT OBJECTIVE

The Edge FR Cautious Fund of Funds is a cautious risk profile that aims to provide investors with a high level of income and capital stability.

INVESTMENT POLICY

To provide a limited level of capital protection, the portfolio's equity exposure may be as high as 40% of the portfolio's net asset value. Investments to be included in the portfolio will, apart from assets in liquid form, consist of participatory interests and other forms of participation of local and global collective investment schemes. The investments will be in consistent with the portfolio's primary objective, investing in equity securities, property and property related securities, non-equity securities, money market instruments financial instruments, bonds and other interest-bearing instruments and securities.

PERFORMANCE (Net of Fees)

Performance: 5 years

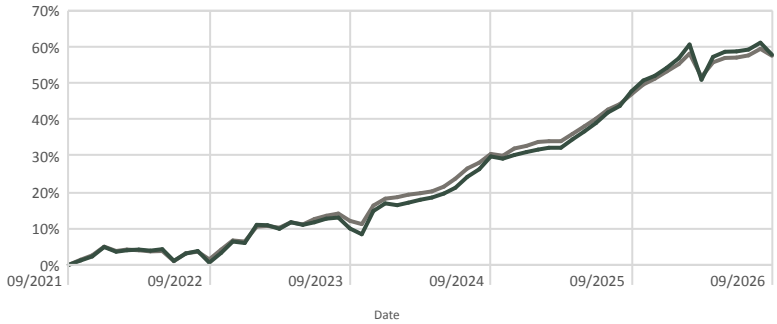

Cumulative (%)	1 Year	3 Years	5 Years	10 Years	Since Inception
Fund	6.82	43.48	57.78	101.91	102.74
Fund Benchmark	7.24	40.49	57.49	112.94	113.79

Annualised (%)	1 Year	3 Years	5 Years	10 Years	Since Inception
Fund	6.82	12.79	9.55	7.28	7.30
Fund Benchmark	7.24	12.00	9.51	7.85	7.87

Inception date: 20 Sep 2016

Annualised return is the weighted average compound growth rate over the period measured.

Risk Statistics
Fund/Fund Benchmark

Standard Deviation	1 Year	3 Years	Maximum Drawdown	1 Year	3 Years
Fund	8.87%	6.48%	Fund	-6.05%	-6.05%
Fund Benchmark	6.11%	4.66%	Fund Benchmark	-4.07%	-4.07%
Highest and Lowest: Calendar year performance since inception					
Fund	High	17.73%	Fund Benchmark	High	15.51%
	Low	-1.30%		Low	1.24%

MONTHLY RETURNS (%)

	JAN	FEB	MAR	APR	MAY	JUN	JUL	AUG	SEP	OCT	NOV	DEC	YTD
2026	1.7	2.4	-6.0	4.2	0.9	0.1	0.3	1.2	-2.0	-	-	-	2.33
2025	0.5	0.4	0.0	1.7	1.6	1.7	2.1	1.3	2.8	2.0	0.8	1.5	17.73
2024	-0.5	0.6	0.6	0.5	0.9	1.4	2.4	1.7	2.8	-0.5	0.8	0.6	12.00
2023	4.7	-0.1	-0.9	1.7	-0.6	0.6	0.9	0.2	-2.7	-1.4	5.9	1.9	10.29
2022	-1.3	0.5	0.2	-0.3	0.4	-3.1	2.0	0.6	-3.0	2.7	3.0	-0.3	1.07
2021	1.5	1.6	-0.1	1.6	1.0	0.6	1.0	1.5	-0.5	1.2	1.0	2.6	14.02

FUND INFORMATION

Portfolio Manager:	Tavonga Chivizhe
Launch date:	20 Sep 2016
Portfolio Value:	R 292 376 435
NAV Price (Fund Inception):	100 cents
NAV Price as at month end:	145.74 cents
JSE Code:	EDCFA
ISIN Number:	ZAE000220646
ASISA Category:	SA Multi Asset Low Equity
Fund Benchmark:	ASISA SA Multi Asset Low Equity category average
Minimum Investment Amount:	None
#Monthly Fixed Admin Fee:	Refer page 2 notes
Valuation:	Daily
Valuation time:	08:00 (T+1)
Transaction time:	14:00
Regulation 28:	Yes

FEE STRUCTURE

Annual Service Fee:	0.75% (Incl. VAT)
Performance Fee:	None
*** Total Expense Ratio (TER):**	Jun 26 : 1.61% (PY: 1.63%)
Performance fees incl in TER:	Jun 26 : 0.00% (PY: 0.00%)
Portfolio Transaction Cost:	Jun 26 : 0.09% (PY: 0.12%)
Total Investment Charge:	Jun 26 : 1.70% (PY: 1.75%)
	All percentages include VAT, where applicable

Income Distribution (cpu)

Oct-25	Nov-25	Dec-25	Jan-26	Feb-26	Mar-26
-	-	1.24	-	-	1.33
Apr-26	**May-26**	**Jun-26**	**Jul-26**	**Aug-26**	**Sep-26**
-	-	0.72	-	-	1.29

Date of Income Declaration:	31 Mar/30 Jun/30 Sep/31 Dec
Date of Income Payment:	2nd working day of Apr/Jul/Oct/Jan

RISK PROFILE

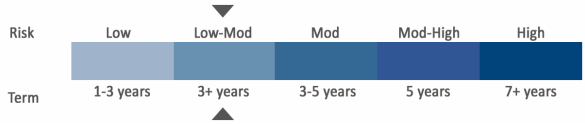

Low - Moderate Risk

- Where the asset allocation contained in this MDD reflects offshore and equity exposure, the portfolio is exposed to currency and equity risks.
- The portfolio is exposed to default and interest rate risks.
- Therefore, it is suitable for medium term investment horizons.
- The expected potential long-term investment returns are lower but less volatile over the medium to long term than higher risk portfolios.

EDGE FR CAUTIOUS FUND OF FUNDS (A)

MINIMUM DISCLOSURE DOCUMENT | 30 SEPTEMBER 2026

PORTFOLIO HOLDINGS

Effective Exposure (%) As at 31 Aug 2026

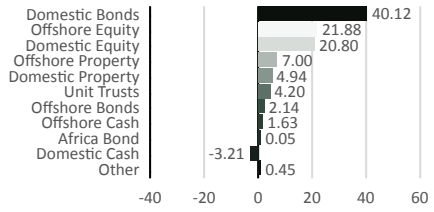

Derivative exposure included above (look-through on underlying funds included) 1.37%

Top Holdings (%)	As at 31 Aug 2026
Edge FR Global Flexible Fund B	17.0
Edge FR Equity B	16.4
Prescient Flexible Bond B1	7.4
Satrix Low Equity Balanced Index B1	7.4
Nedgroup Inv Core Guarded B2	7.2
STANLIB Inflation Linked Bond B3	5.1
Satrix ILBI ETF	5.0
1NVEST Global REIT Index STANLIB FF B1	4.9
PSG Stable D	4.0
Coronation Balanced Defensive Q	3.8

INFORMATION AND DISCLOSURES

Risks

Certain investments - including those involving futures, options, equity swaps, and other derivatives may give rise to substantial risk and might not be suitable for all investors. Where foreign securities are included in the portfolio there may be additional risks such as potential constraints on liquidity and repatriation of funds, macroeconomic risk, political risk, foreign exchange risk, tax risk, settlement risk as well as potential limitations on the availability of market information.

* Total Expense Ratio (TER)

Please note: A higher TER ratio does not necessarily imply a poor return, nor does a low TER imply a good return. The current TER cannot be regarded as an indication of future TERs. Transaction Costs are a necessary cost in administering the Fund and impacts Fund returns. It should not be considered in isolation as returns may be impacted by many other factors over time including market returns, the type of Fund, the investment decisions of the investment manager and the TER. The prior year ("PY") TER and Transaction cost calculations are based upon the portfolio's direct costs for the financial year ended 31 December 2025, whilst the underlying portfolios' ratio and cost calculations are based upon their most recent published figures, being 30 June 2026.

Effective Annual Cost:

Fundrock Collective Investments adopted the ASISA Standard on Effective Annual Cost ("EAC"). The EAC measure allows you to compare charges on your investments as well as their impact on your investment returns prior to investing. For further information regarding the ASISA Standard on Effective Annual Cost and access to the EAC calculator please visit our website at www.fundrock.co.za. FR calculates the EAC as per the ASISA standard for a period of 3 years up till the most recent TER reporting period.

#Monthly Fixed Admin Fee: From 1 June 2026, the monthly minimum administration fee per investment account for investors who do not transact online will be: More than R100 000 – no minimum administration fee; R10 000 to R100 000 – R15 per month (excluding VAT); Less than R10 000 – R25 per month (excluding VAT).

Total Investment Charges

* Total Expense Ratio (TER)	Transactional Cost (TC)	Total Investment Charge (TER & TC)
1.61%	0.09%	1.70%
Of the value of the Fund was incurred as expenses relating to the administration of the Fund.	Of the value of the Fund was incurred as costs relating to the buying and selling of the assets underlying the Fund.	Of the value of the Fund was incurred as costs relating to the investment of the Fund.

FAIS Conflict of Interest Disclosure

Please note that your financial advisor may be a related party to the co-naming partner and/or FR. It is your financial advisor's responsibility to disclose all fees he/she receives from any related party. The portfolio's TER includes all fees paid by the portfolio to FR, the trustees, the auditors, banks, the co-naming partner, underlying portfolios, and any other investment consultants/managers as well as distribution fees and LISP rebates, if applicable. The portfolio's performance numbers are calculated net of the TER expenses. The investment manager earns a portion of the service charge and performance fees where applicable. In some instances portfolios invest in other portfolios which form part of the FR Scheme. These investments will be detailed in this document, as applicable.

Investment Manager

Edge Asset Management (Pty) Ltd is an authorised Financial Service Provider FSP 46415.

- Additional information, including application forms, annual or quarterly reports can be obtained from FR, free of charge or can be accessed on our website www.fundrock.co.za.
- Valuation takes place daily and prices can be viewed on our website (www.fundrock.co.za) or in the daily newspaper.
- Actual annual performance figures are available to existing investors on request.
- Upon request the Manager will provide the investor with portfolio quarterly investment holdings reports.

Management Company Information

Fundrock Collective Investments (RF) (Pty) Limited
Catnia Building,
Bella Rosa Village, Bella Rosa Street,
Bellville, 7530
Tel: +27 (0)21 007 1500/1/2
+ Email: sa-clientsupport@fundrock.com + www.fundrock.co.za

Custodian / Trustee Information

The Standard Bank of South Africa Limited
Tel: 021 441 4100

DISCLAIMER

Fundrock Collective Investments (RF) (Pty) Ltd ("FR") is part of the Apex Group Ltd. FR is a registered Manager of the Fundrock Collective Investments Scheme, approved in terms of the Collective Investments Schemes Control Act, No 45 of 2002 and is a full member of ASISA. Collective Investment Schemes in securities are generally medium to long term investments. The value of participatory interests may go up or down and past performance is not necessarily an indication of future performance. FR does not guarantee the capital or the return of a portfolio. Collective Investments are traded at ruling prices and can engage in borrowing and scrip lending. A schedule of fees, charges and maximum commissions is available on request. FR reserves the right to close the portfolio to new investors and reopen certain portfolios from time to time in order to manage them more efficiently. Additional information, including application forms, annual or quarterly reports can be obtained from FR, free of charge. Performance figures quoted for the portfolio are from Morningstar, as at the date of this minimum disclosure document for a lump sum investment, using NAV-NAV with income reinvested and do not take any upfront manager's charge into account. Income distributions are declared on the ex-dividend date. Actual investment performance will differ based on the initial fees charge applicable, the actual investment date, the date of reinvestment and dividend withholding tax.FR retains full legal responsibility for the third party named portfolio. Although reasonable steps have been taken to ensure the validity and accuracy of the information in this document, FR does not accept any responsibility for any claim, damages, loss or expense, however it arises, out of or in connection with the information in this document, whether by a client, investor or intermediary. This document should not be seen as an offer to purchase any specific product and is not to be construed as advice or guidance in any form whatsoever. Investors are encouraged to obtain independent professional investment and taxation advice before investing with or in any of FR's products. Access the FR Privacy Policy and the FR Terms and Conditions on the FR website (www.fundrock.co.za). A fund of funds is a portfolio that invests in portfolios of collective investment schemes that levy their own charges, which could result in a higher fee structure.